

GENERAL CERTIFICATE OF EDUCATION, ADVANCED LEVEL (2002-2006)

Table 1 : Number of Students who Wrote and Percentage who Passed (Grades A-E)

SUBJECTS	2002		2003		2004		2005		2006	
	No. Wrote	% Passed	No. Wrote	% Passed	No. Wrote	% Passed	No. Wrote	% Passed	No. Wrote	% Passed
Accounting	1046	57.6	981	58.7	1161	64.7	1138	61.9	308	48.7
Art & Design	48	95.8	61	98.4	53	100.0	49	98.0	31	87.1
Biology	713	80.8	750	84.4	755	78.5	868	77.1	383	76.8
Business Studies	1536	73.4	1433	75.9	1746	70.5	1734	75.5	559	68.3
Chemistry	993	72.1	938	77.2	1048	78.9	1159	71.5	716	79.6
Computing	85	92.9	76	68.4	78	79.5	40	67.5	30	80.0
Design & Technology	2	100.0	5	60.0	1	0.0	-	-	-	-
Economics	1337	54.1	1274	57.1	1635	57.4	1521	61.6	444	59.7
French	160	81.3	123	91.9	127	89.0	92	89.1	34	94.1
Further Mathematics	229	75.1	248	67.3	185	77.3	164	70.1	113	62.8
General Paper	4006	89.4	3950	89.3	4541	87.5	4492	86.0	1275	91.7
Geography	637	73.3	640	77.2	797	75.8	644	81.2	214	84.6
Geometrical and Mechanical Drawing	47	74.5	47	74.5	81	59.3	70	47.1	28	32.1
History	616	76.0	600	80.8	592	83.3	534	73.4	147	93.2
Law	7	42.9	15	66.7	12	50.0	39	46.2	71	45.1
Literature in English	759	98.0	729	97.7	803	95.6	743	95.0	232	94.0
Mathematics	2556	50.0	2999	44.2	2984	42.0	2552	45.2	1904	28.6
Physics	921	80.2	987	81.0	1070	77.5	1086	73.6	578	74.7
Psychology	21	71.4	44	81.8	38	92.1	85	83.5	102	71.6
Sociology	680	60.9	665	64.5	958	65.5	956	66.0	336	70.2
Spanish	326	91.1	345	90.4	371	91.6	255	91.8	100	82.0

Table 1 indicates that:

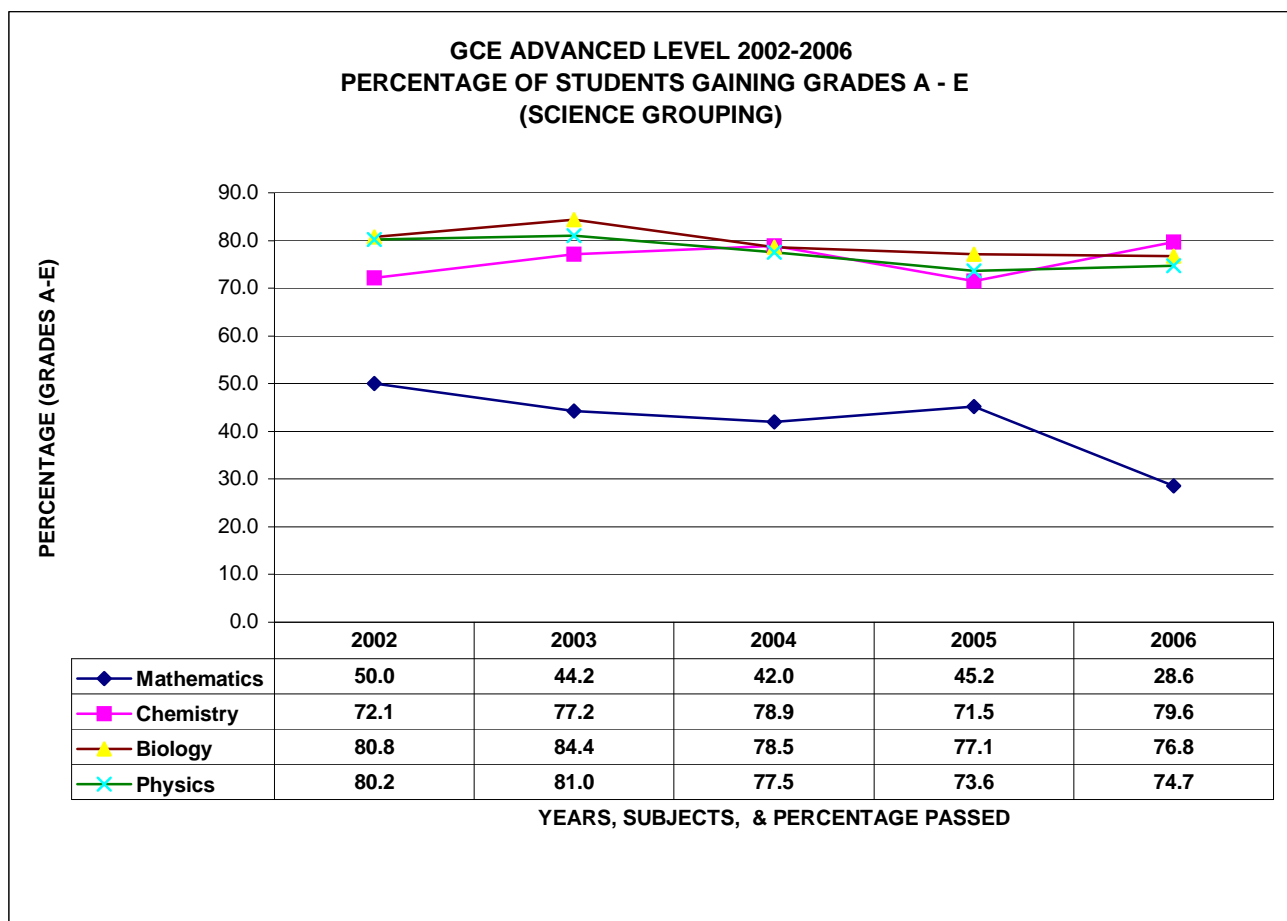
- During the period 2002 to 2005, approximately 4500 students attempted a full certificate at the GCE A' Level examination. However, in 2006, with the introduction of Caribbean Advanced Proficiency Examination (CAPE) this number decreased to approximately 1000 students.
- Apart from General Paper, which is compulsory for all students, the largest number of students registered for Mathematics. Less than 100 students registered for Art and Design, Computing, French, Law and Geometrical and Mechanical Drawing.
- Twenty-one subjects were offered at the GCE A Level. Grades A to E are considered passing grades.
- A pass rate between 73% and 100%, was obtained in 9 subjects - Art and Design, French, General Paper, History, Biology, Geography, Literatures in English, Physics and Spanish - over the period 2002-2006.
- Compared with 2005, in 2006, the pass rate increased for 8 subjects – Chemistry, Computing, Geography, French, General Paper, History, Physics and Sociology. However, a decline in the pass rate was observed for Mathematics, Accounting, Further Mathematics, Spanish and Geometrical and Mechanical Drawing.

ANALYSES BY SUBJECT GROUPINGS.

Science Grouping

- The subjects considered in this grouping were – Chemistry, Biology, Physics and Mathematics.
- The trend observed over the period 2002-2006 was fairly consistent for Chemistry, Biology and Physics.
- The percentage of students obtaining grades A to E in Biology, Chemistry and Physics over the period ranged between 72% and 84.4%.
- In Mathematics, however, the pass rate ranged between 50% and 28.6%.

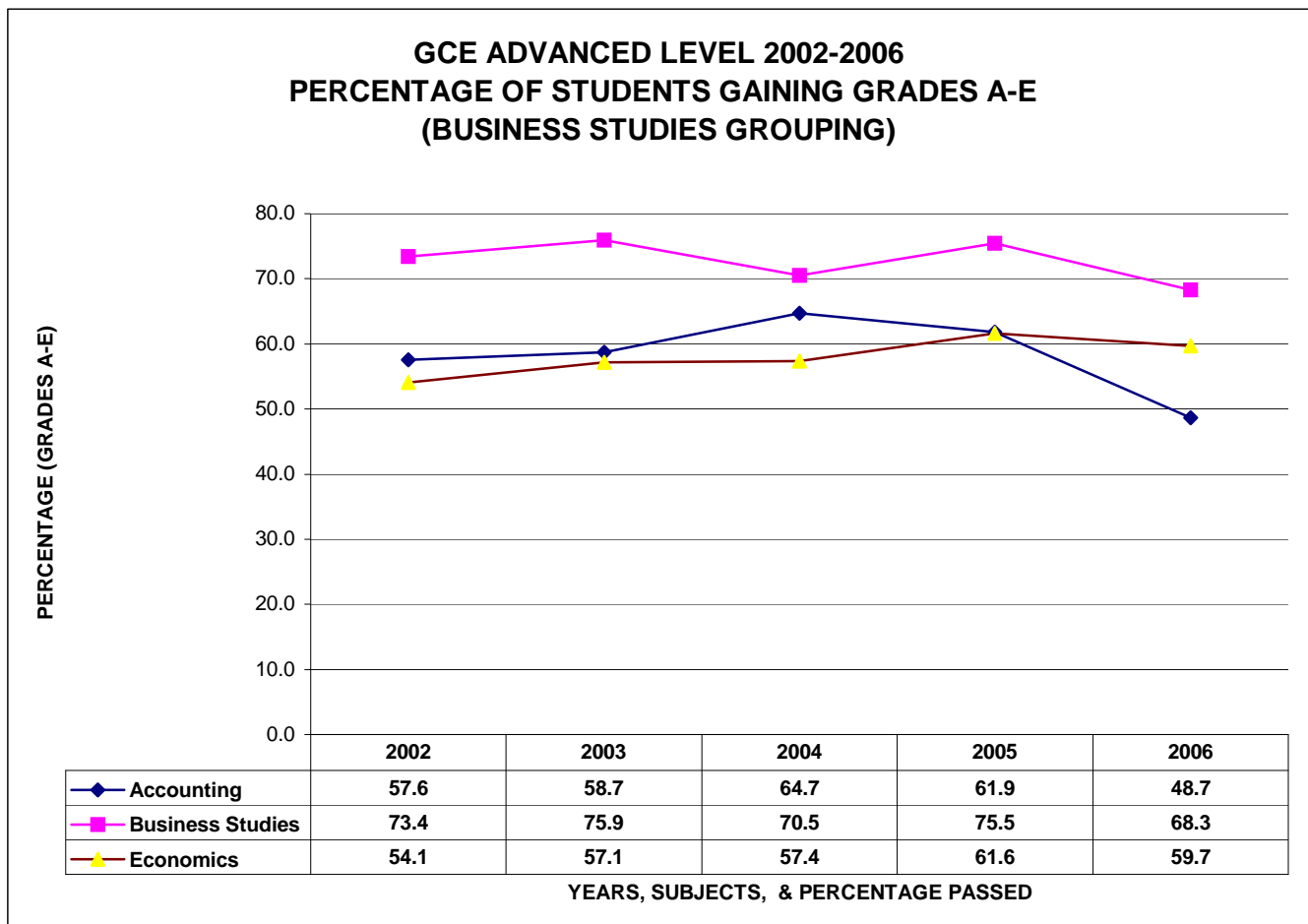
Table 2. Percentage of Students Gaining Grades A – E, in Subjects of Science Grouping, 2002 – 2006



Business Studies Grouping

- The subjects considered in this grouping were Accounting, Economics and Business Studies.
- Over the period 2002-2006, Business Studies showed the best pass rate in this group, ranging between 68.3% and 75.9%.
- In Accounting and Economics the percentage of students obtaining grades A to E ranged between 48.7% and 64.7%.

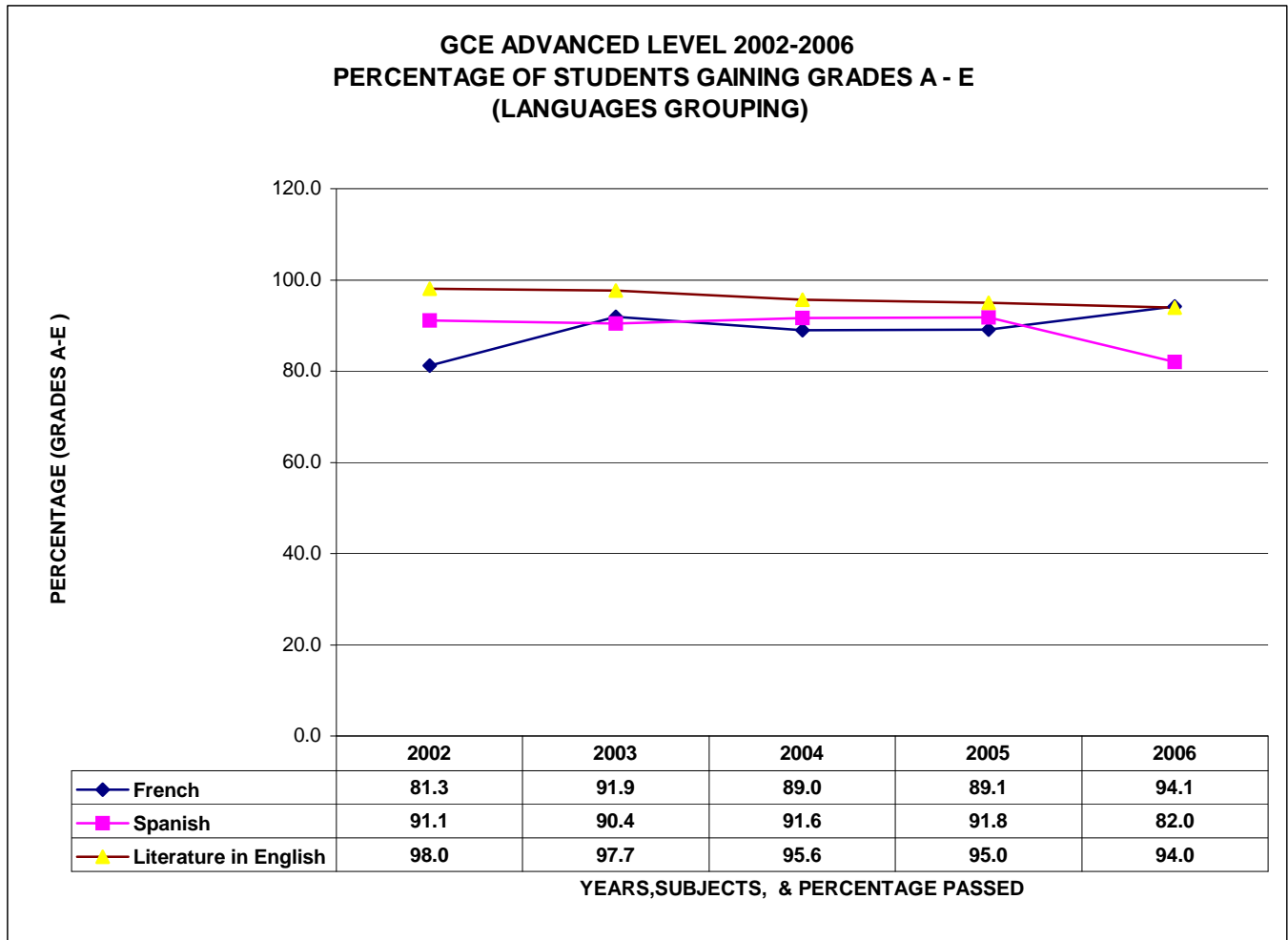
Table 3. Percentage of Students Gaining Grades A – E, in Subjects of Business Studies Grouping, 2002 – 2006



Languages Grouping

- The subjects observed in this group were Spanish, French and Literatures in English.
- Generally, the percentage of students obtaining grades A to E in this grouping over the period remained consistently high ranging between 81.3% and 97.7%.
- In 2006, the reduction in the number of students writing French was accompanied by an increase in the percentage of students passing it (89.1-94.1%). In Spanish, the reduction in the number of students writing had a decline in the pass rate. (91.8-82.0%).

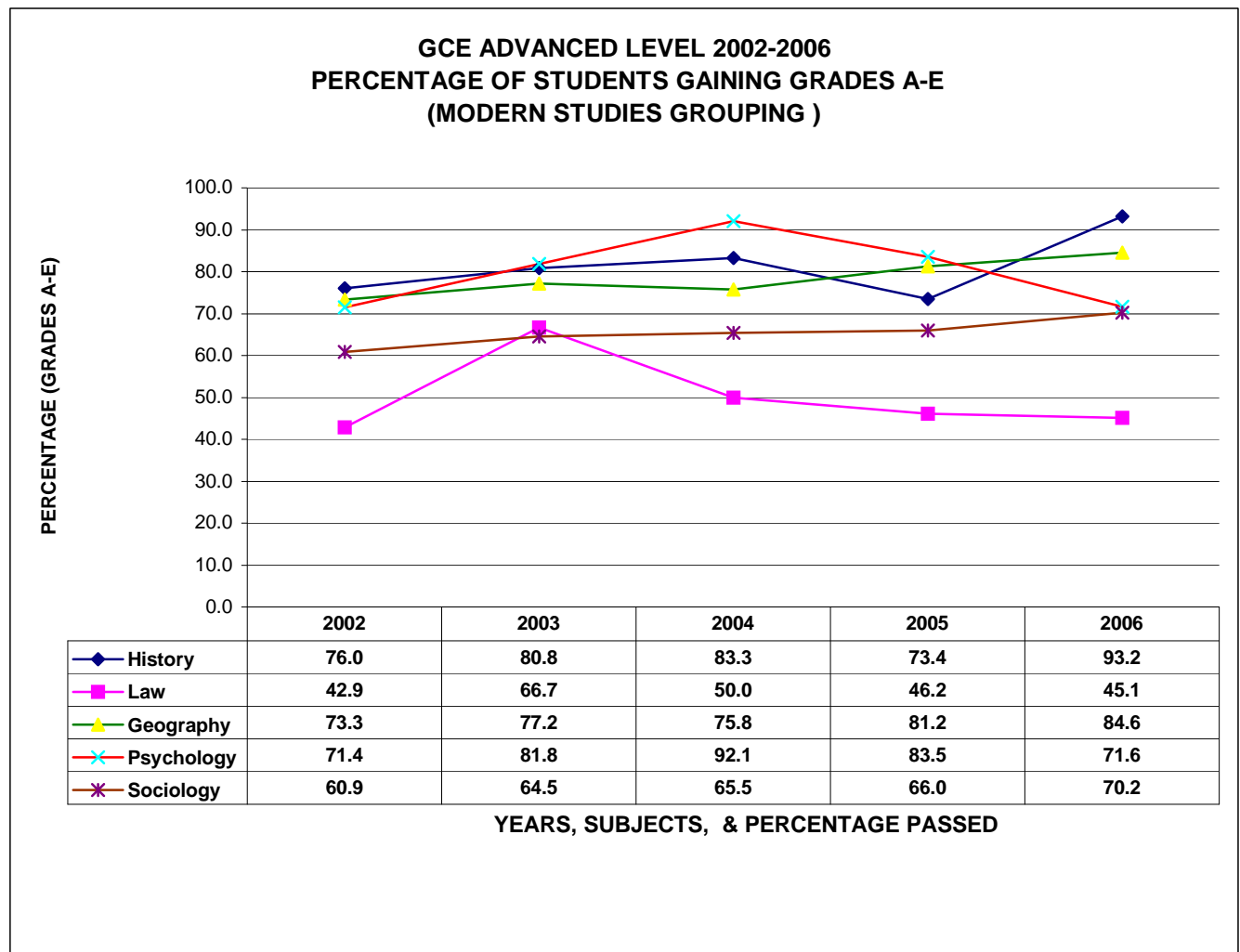
Table 4. Percentage of Students Gaining Grades A – E, in Subjects of Languages Grouping, 2002 – 2006



Modern Studies Grouping

- History, Law, Geography, Psychology and Sociology were considered for the Modern Studies Grouping.
- Over the period 2002-2006, the percentage of students obtaining grades A to E increased for History, Geography and Sociology. History increased from 73.4% in 2005 to 93.2% in 2006.
- Except for Law, the pass rate for subjects in this group was 60.9% -93.2%.

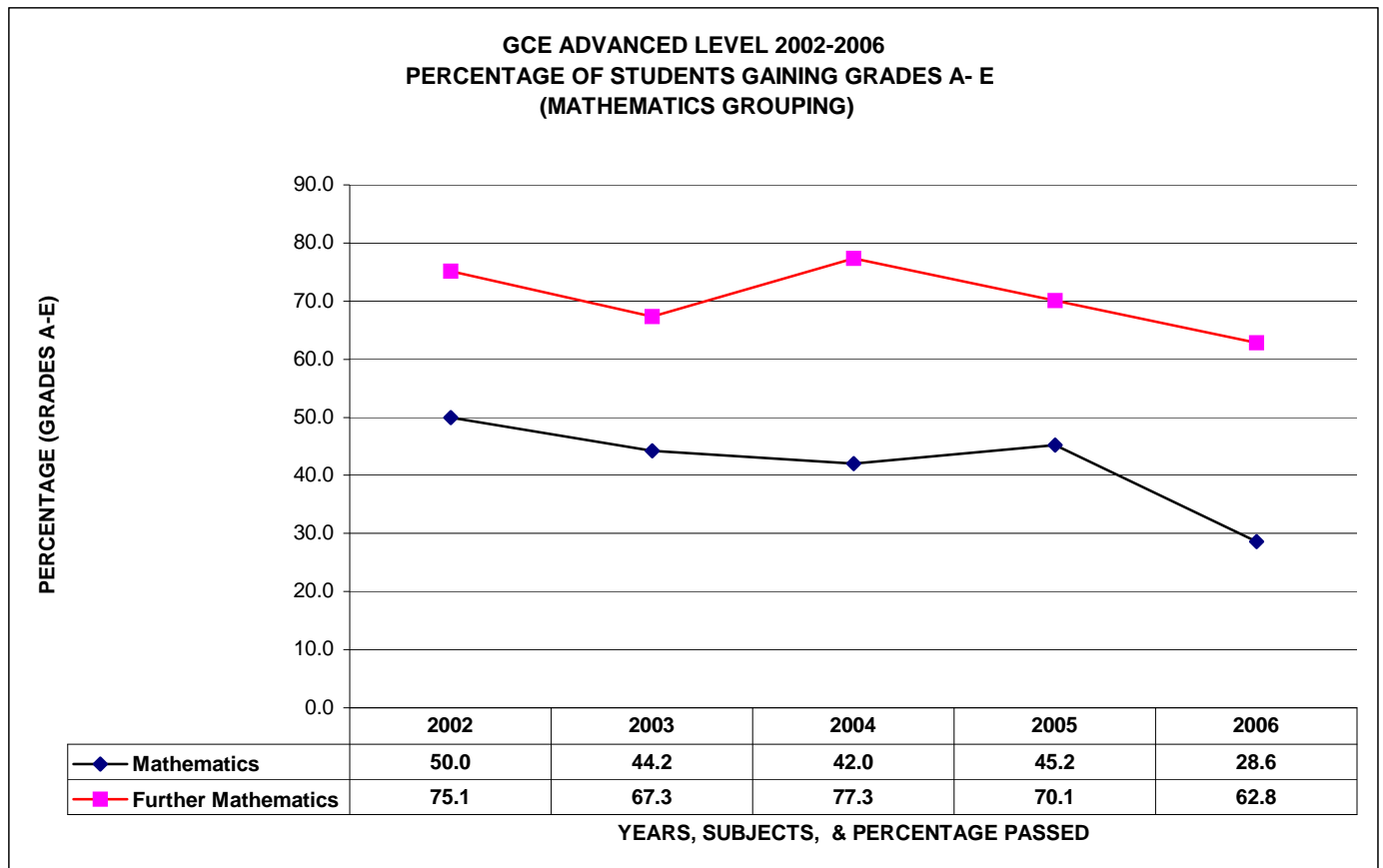
Table 5. Percentage of Students Gaining Grades A – E, in Subjects of Modern Studies Grouping, 2002 – 2006



Mathematics Grouping

- Two subjects, Mathematics and Further Mathematics were considered in this group.
- Over the period 2002 to 2005, 67.3% to 77.3% of students gained grades A to E in Further Mathematics. In 2006, the percentage dropped to 63%.
- In Mathematics, for 2002-2005, the percentage gaining grades A to E ranged between 42% and 50%. In 2006, the reduction in the number of students writing Mathematics was accompanied by a decline in the percentage of students obtaining a passing grade (50.0-28.6%),

Table 6. Percentage of Students Gaining Grades A – E, in Subjects of Mathematics Grouping, 2002 – 2006



Technical Studies Grouping

- The subjects analysed in this group were Computing, Geometrical and Mechanical Drawing and Art and Design.
- The percentage gaining Grades A to E in Art and Design ranged between 87.1% and 100%.
- However, the pass rate in Geometrical and Mechanical Drawing decreased from 75% in 2002 to 32% in 2006.

Table 6. Percentage of Students Gaining Grades A – E, in Subjects of Technical Studies Grouping

